

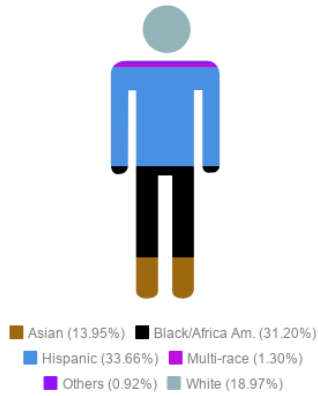
## Student Success Starts Before Day One

### Fall 2017 “-18” Students Snapshot

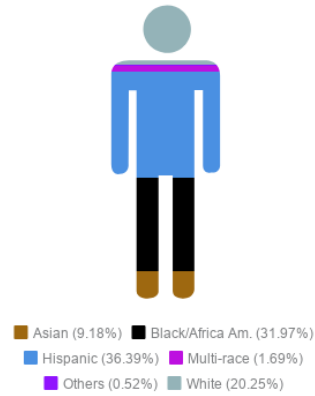
Among **4,228** new-to-college students in Fall 2017, **1,536** student (or 36.3%) have attempted less than 18 credits after their first year at MC.

<b>“-18 ” Student Characteristics</b>	<b>Student Counts</b>	<b>% of Beginning Cohort 4,228</b>
Total	1,536	36% out of 4,228
Completed a gateway English course	346	22.5%
Completed a gateway Math course	69	4%
		<b>% of respective population group</b>
Hispanic	559	39%
Black / African American	491	37%
White	311	39%
Asian	141	24%
Multi-Race / Unknown/Others	34	36%
Male	826	38%
Female	708	35%
Unknown	2	
Part-time enrollment at Fall 2017	1216	66%
Full-time enrollment at Fall 2017	320	13%
AELP Students	146	30%
Developmental Students	582	33%
Average age	22.6	
Average attempted hours per student	10.3	

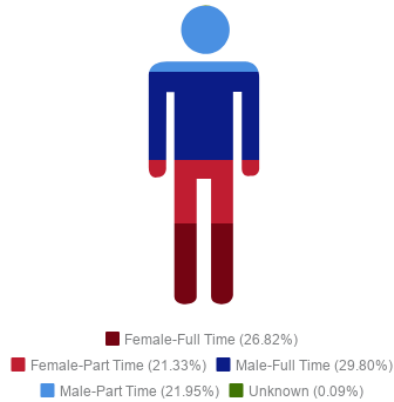
Fall 2017 New Students Race/Ethnic Profile



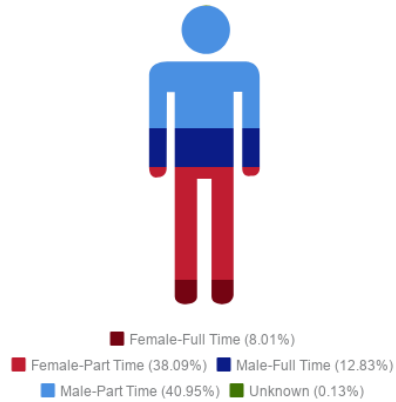
Fall 2017 New "-18" Students Race/Ethnic Profile




Fall 2017 New Students Gender Profile




Fall 2017 New "-18" Students Gender Profile



Fall 2017 New Students Age Profile



Fall 2017 New "-18" Students Age Profile



## Fall 2017 New Student Cohort : A Year After . . .



Student counts	Fall 2016		Fall 2017	
	Count	Percentage	Count	Percentage
<b>Total Fall Enrollment</b>	23,916		22,875	
<b>New-to-College students</b>	4,383	18.3%	4,228	18.5%
<b>New MCPS Graduates</b>	2,494	10.4%	2,401	10.5%
<b>New-to-College Fall-to-Spring retention</b>	3,507	80.1%	3,360	79.5%

## **Data Definition:**

**New-to-College students:** Students attending an US institution for the first time (in the fall term) at the undergraduate level. Includes: students who initially attended the prior summer term and returned again in the fall; and both full-time and part-time students. New-to-College students do not include high school dual enrollment students.

**Attempted hours:** Attempted Hours are defined as enrolled billing hours as of the third week of classes. Attempted hours are commonly used to meet financial aid qualification.

**Retention:** The “return rate” of students from one term to another, typically from fall-to-spring or fall-to-next-fall.

**Part-time student:** A student enrolled for 11 billing hours or less in a semester.

**Full-time student:** A student enrolled for 12 billing hours or more in a semester.

**Course completion:** student received a grade of “D” or above, or a pass grade, for the enrolled course.

**Gateway English course:** English 101 or above

**Gateway Math course:** Math 110 or above

## **Data Source:**

Data warehouse tables as of Aug 7, 2018.