

Getting Started in the ALEKS[®] CHEM 131 Preparation Module

****DO NOT discard this document. Be sure to read and follow these directions very carefully.****

Please give yourself at least 2 hours to get started in ALEKS[®] and avoid all distractions during this time. Be prepared to spend several hours each week in ALEKS[®].

Step 1: Register

a. Go to <https://www.aleks.com> and select **Sign Up Now**.



b. Enter the following **10-digit Course Code**: **9DAVJ-NXRRK**

USING ALEKS WITH A CLASS?
K-12 // Higher Education

Register here if you are a new student and need to use ALEKS with your class. To begin, enter your 10-character course code you received from your instructor.

Course code: - [what's this?](#)

I don't have a course code

[» CONTINUE](#)

c. **Confirm** that you are in the correct module. You should be enrolled in the following:

Class: **CHEM 131 Preparation Module (2022) –
Montgomery College**

Subject: Preparation for General Chemistry

Instructor: Virginia Miller

Institution: Montgomery College

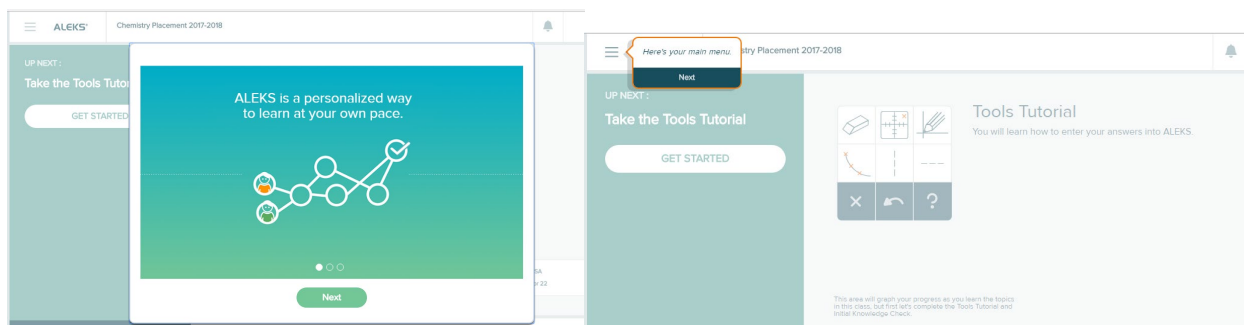
d. The next page will ask if you have used ALEKS before. If you have, then you will be prompted to enter your existing account information. Otherwise, you will be asked to create an account in ALEKS. **Please enter your M number for your Student ID when creating an account. It is very important that you write down and save your password!**

e. The next page will assign you a login name. **It is very important that you write down and save your login name!**

f. The final page will ask if you have an access code. Select “No, I do not have an access code”. You will then have the option to purchase a 11-week access code for \$35 or a 6-week access code for \$25 (*prices subject to change at any time*). A credit card is required for this transaction.

Step 2: Review ALEKS® Tutorial

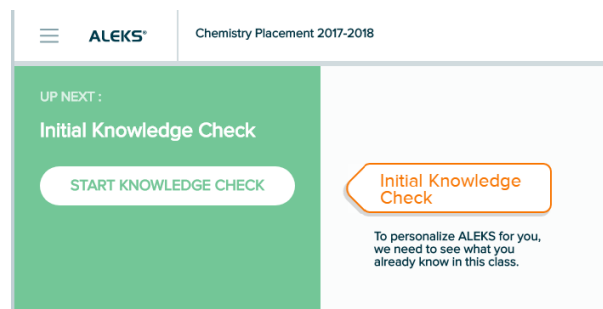
The system will guide you through all of the functions in ALEKS® and provide you with a short tutorial on using the different tools and icons. This tutorial is very important so give it your full attention!



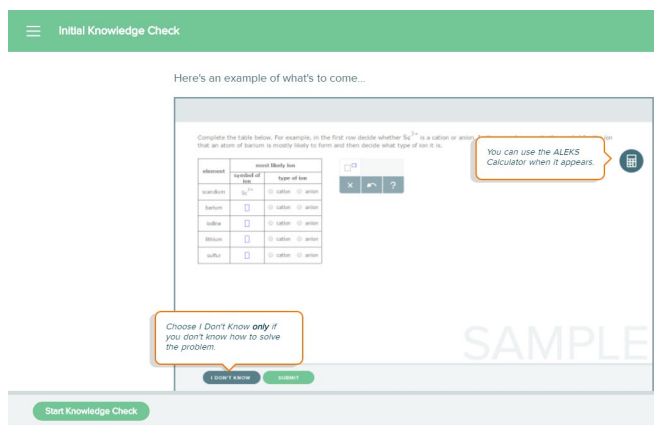
Step 3: Complete the Initial Knowledge Check

You will be given an initial knowledge check to determine your current level of chemistry knowledge. It is critical that you complete this portion very carefully and honestly (no guessing or cheating) so that ALEKS® will present you with the material you need. ALEKS® will ask you between 20 and 30 questions and you should give yourself 45 to 90 minutes to answer them (this assessment must be completed in one continuous session). You should not look for any external help when answering these questions. You may use your own calculator but please use the periodic table provided in the ALEKS® system.

a. Click on “Start Knowledge Check” to begin.



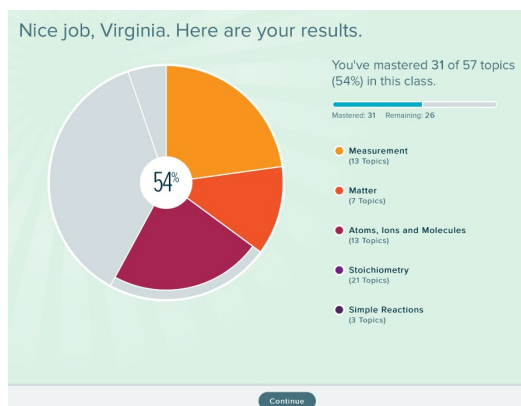
b. Complete the brief tutorial explaining how the Initial Knowledge Check is set-up, as well as where to find important information. Once you finish the tutorial, click “Start Knowledge Check”.



c. Work through the questions until you have completed all of them.

If you do not know how to solve a question, choose the “I don’t know” button. However, do not click on the “I don’t know” button unless you truly have no idea how to approach a problem otherwise ALEKS® might make you review information you do not need.

d. Your mastery score will be displayed as a pie chart at the completion of this Initial Knowledge Check.



The colored part of each slice shows the topics that you already know. ALEKS® will not make you relearn this material.

The gray area shows what you will learn in ALEKS®. Your mastery score will change as you work through ALEKS® and learn this material.

Your goal is to achieve a mastery score of 95% or higher.

Step 4: Enter and Work in Learning Mode

Once you have completed the Initial Knowledge Check you will enter the learning portion of ALEKS® where you will build up your mastery until you reach an overall score of 95% or higher. You will be allowed to register for CHEM 131 once your mastery is 95%, but we encourage you to continue working in ALEKS® to achieve the highest mastery possible. The more preparation you have, the more successful you will be in CHEM 131!

Step 5: Completion of ALEKS® and Registering for CHEM 131

NOTE: Please check the *opening date for class registration for the semester in which you plan to take CHEM 131*. Overrides for CHEM 131 CANNOT be given prior that date, so DO NOT send an e-mail before registration begins!

Once you have reached 95% mastery in ALEKS®, use your Montgomery College e-mail account to send **ALL** of the following information to chemistry@montgomerycollege.edu. **Incomplete requests will not be processed!**

1. A screenshot of your completed ALEKS® pie chart (your name **must** be clearly visible in this image)
2. Your FULL name **and** M number
3. The semester in which you plan to register for CHEM 131 (**see note above**)

Remember, you must also have the appropriate MATH assessment level before you can register for CHEM 131.

Forgot your ALEKS login name or password? Encountering technical problems in ALEKS?

Contact the support team at ALEKS. They are very helpful, accessible and prompt! Do NOT contact anyone at Montgomery College about technical questions or problems that you may encounter in ALEKS. They CANNOT assist you!

ALEKS Support

Phone: (800) 258-2374

Website: <http://support.aleks.com>